

## Product Specification for Reference Only

Issue Date : \_\_\_\_\_

Part Description : \_\_\_\_\_

Murata Part Number

Murata Global Part Number: \_\_\_\_\_

Murata Previous Part Number: \_\_\_\_\_


\*Attention: Murata will change to Global Part Numbers in June 2001. Global Part numbers are shown on this sheet with the previous part numbers.

The product specification in this sheet is for reference only.

There will be a chance to change contents of this document in part number on specifications or discontinue it's production.

You are requested to receive formal specification to confirm latest specification before going into mass production.

**Murata Electronics N.A., Inc.**  
**2200 Lake Park Dr.**  
**Smyrna, Ga. 30080**  
**Tel: (770) 436-1300**  
**Fax: (770) 436-3030**



The BLM□□A Series ferrite beads provide outstanding electrical characteristics in packages as small as 0402. For noise applications covering a wide frequency range.

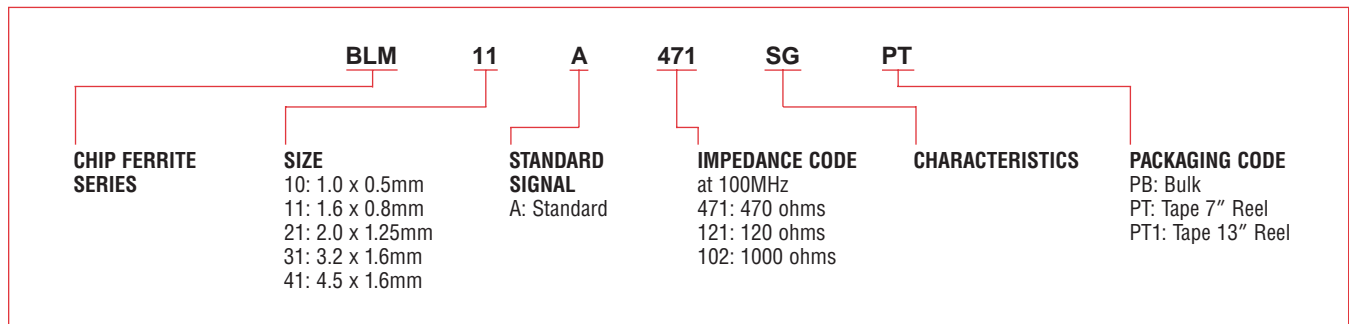
### FEATURES

- Suitable for flow and reflow soldering
- Wide temperature range
- High Z characteristics

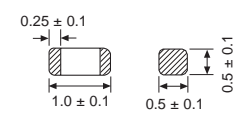
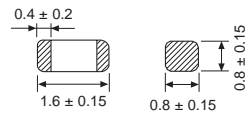
### APPLICATIONS

- I/O ports, DC power lines, and Signal lines

### PART NUMBERING SYSTEM

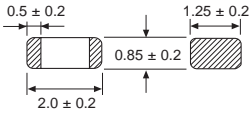
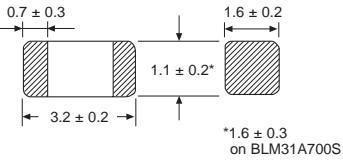
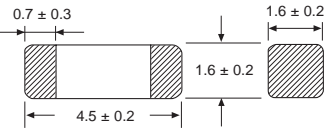


### SPECIFICATIONS

Dimensions: mm	Part Number	Impedance (Ohms) Typ. @ 100MHz	Rated Current (mA)	DCR (Ohms max.)	Operating Temperature Range
<b>0402</b> 	★BLM10A100S	10	500	0.05	-55 ~ +125°C
	★BLM10A700S	70	200	0.40	
	★BLM10A121S	120		0.50	
	★BLM10A221SG <b>NEW</b>	220	100	0.70	
	★BLM10A601SG <b>NEW</b>	600	50	1.10	
	★BLM10A102SG <b>NEW</b>	1000		1.50	
<b>0603</b> 	★BLM11A121S	120	200	0.2	
	★BLM11A151SG	150		0.25	
	★BLM11A221S	220		0.3	
	★BLM11A331SG	330		0.45	
	★BLM11A471SG	470		0.5	
	★BLM11A601S	600			
	★BLM11A102S	1000		100	0.7

\*Available as standard through authorized Murata Electronics Distributors.

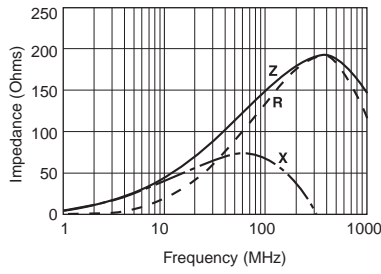
**SPECIFICATIONS**

Dimensions: mm	Part Number	Impedance (Ohms) Typ. @ 100MHz	Rated Current (mA)	DCR (Ohms max.)	Operating Temperature Range		
	★BLM21A121S	120	200	0.4	-55 ~ +125°C		
	★BLM21A121F			0.15			
	★BLM21A151SG	150		0.15			
	★BLM21A221SG	220		0.20			
	★BLM21A331SG	330		0.25			
	★BLM21A401S	400		0.85			
	★BLM21A471SG	470		0.25			
	★BLM21A601F	600		0.3			
	★BLM21A601R	600		500		0.3	-55 ~ +85°C
	★BLM21A601S	600		200		1.1	-55 ~ +125°C
	★BLM21A102F	1000				0.45	
	★BLM21A102S	1000				0.45	-55 ~ +85°C
		★BLM31A260S		26		500	0.05
★BLM31A700S		70	200	0.15			
★BLM31A601S		600		0.90			
	★BLM41A800S	80	500	0.1	-55 ~ +125°C		
	★BLM41A151S	150	200	0.5			

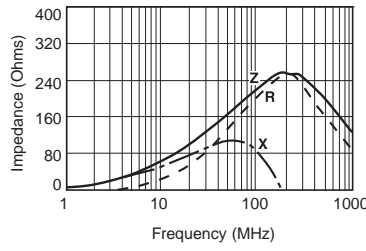
★Available as standard through authorized Murata Electronics Distributors.

### TYPICAL IMPEDANCE CHARACTERISTICS

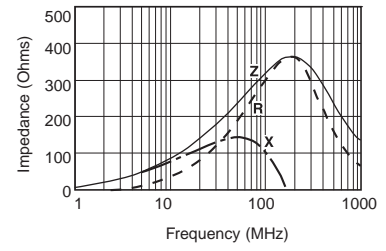
**BLM21A151SG**



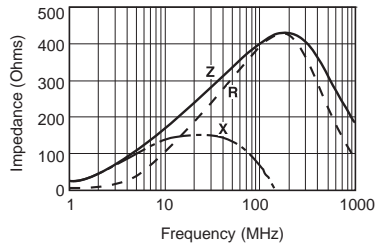
**BLM21A221SG**



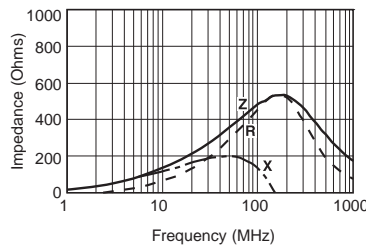
**BLM21A331SG**



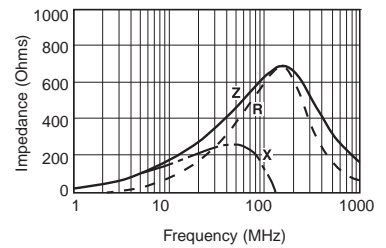
**BLM21A401S**



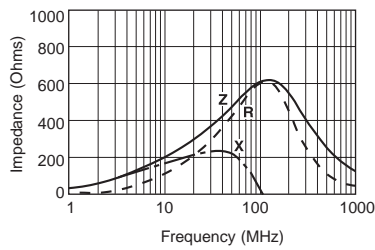
**BLM21A471SG**



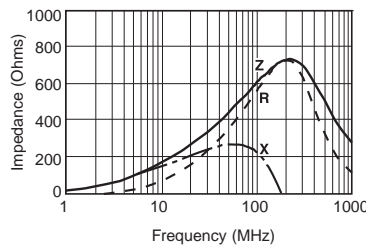
**BLM21A601F**



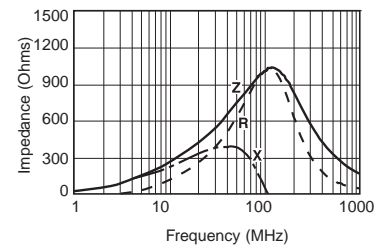
**BLM21A601R**



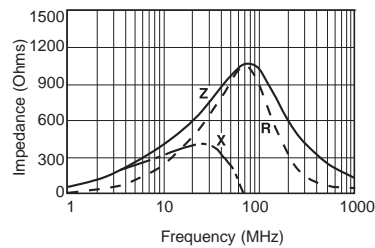
**BLM21A601S**



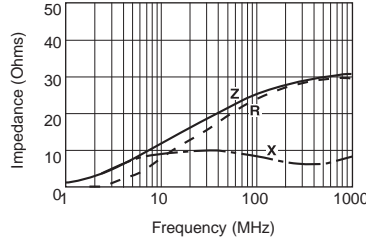
**BLM21A102F**



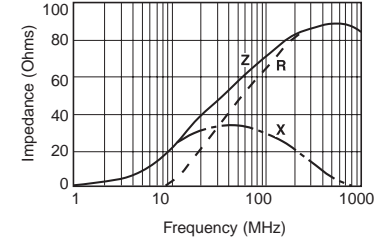
**BLM21A102S**



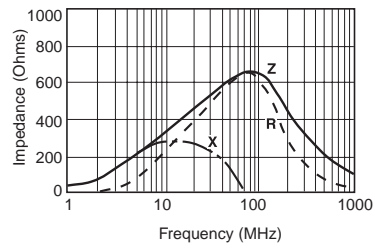
**BLM31A260S**



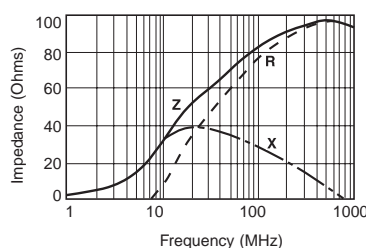
**BLM31A700S**



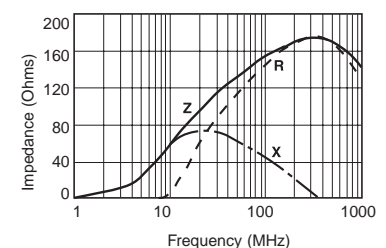
**BLM31A601S** (For low speed signal line)



**BLM41A800S**

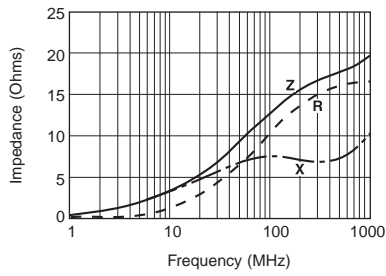


**BLM41A151S**

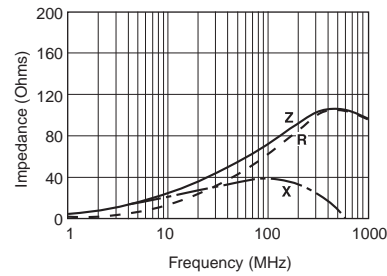


**TYPICAL IMPEDANCE CHARACTERISTICS**

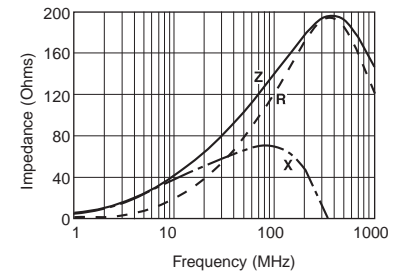
**BLM10A100S**



**BLM10A700S**

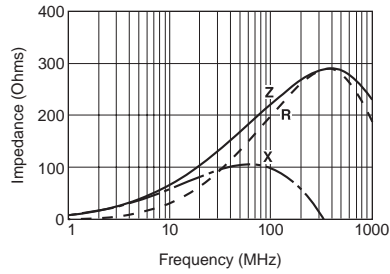


**BLM10A121S**



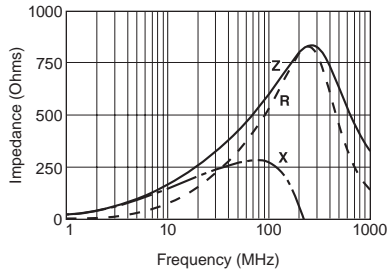
**BLM10A221SG**

**NEW**



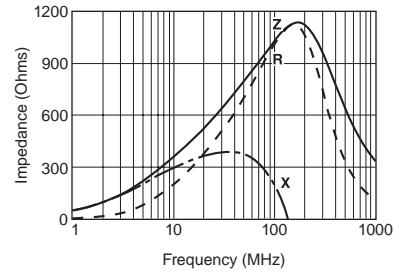
**BLM10A601SG**

**NEW**

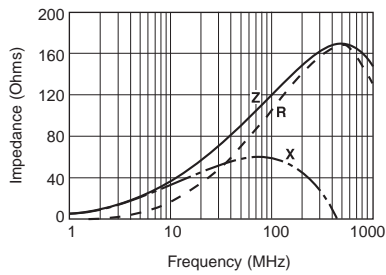


**BLM10A102SG**

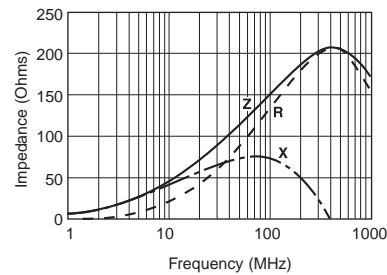
**NEW**



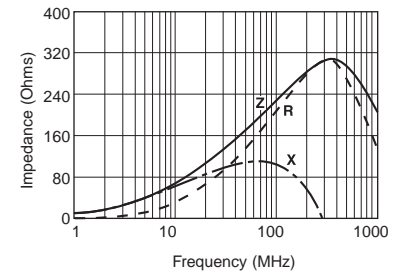
**BLM11A121S**



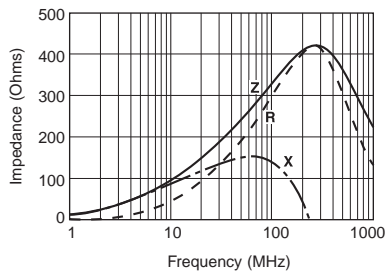
**BLM11A151SG**



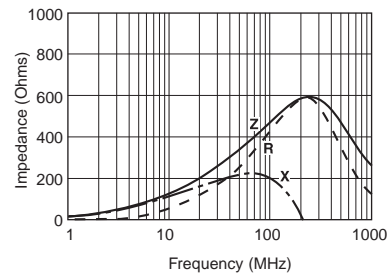
**BLM11A221S**



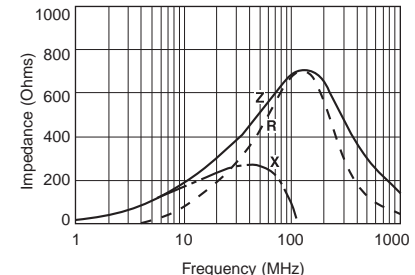
**BLM11A331SG**



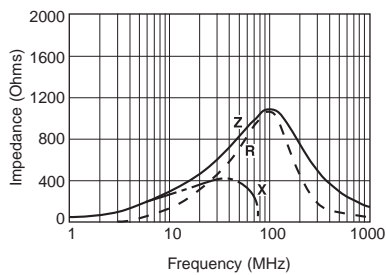
**BLM11A471SG**



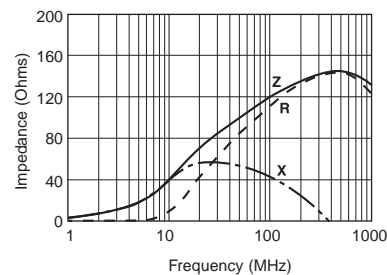
**BLM11A601S**



**BLM11A102S**



**BLM21A121S**



**BLM21A121F**

